



The Brickyard, Inc  
414.481.9600  
[www.thebrickyardwi.com](http://www.thebrickyardwi.com)

**UNILOCK**  
DESIGNED TO CONNECT™

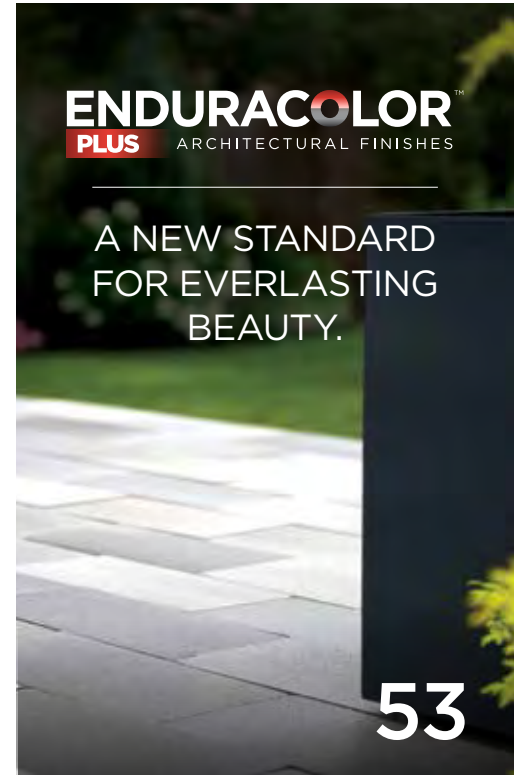

**2015**  
PAVERS AND WALLS







# CONTENTS



Design Considerations	08
Design Ideas	12
Finishing Touches	44
Outdoor Idea Center	48
Choosing a Professional Contractor	51
Quality Assured	52
A New Standard for Everlasting Beauty	53

EnduraColor™ Plus Architectural Finishes	54
EnduraColor™	70
Stonemark™	82
Classic	88
Vertical Dimensions	94




# DESIGNED TO CONNECT™

There's nothing more relaxing than the sound of a gentle waterfall.

Add an accent of pavers, using a contrasting paver style and color.

For outdoor entertaining, consider pavers with EasyClean™ Stain Resistance to prevent stains and to make clean up easy (Umbriano® Midnight Sky shown here).





When entertaining family, friends or neighbors, seat walls provide additional seating.

Plan your outdoor space to create separate areas for relaxing, dining and entertaining.

Changing elevation with steps helps define different spaces.

## CREATING THE PERFECT OUTDOOR SPACE.

Whether your home is an intimate city dwelling, a comfortable suburban residence, a country retreat or a sprawling estate, Unilock® has the right products and design options to connect with your lifestyle.





# STYLE

Style is something that's unique to everyone. Which is why design choices for your home need to connect closely with your own personal taste. That's where Unilock® can help.

Only Unilock has the widest selection of exclusive products to help you create your own custom one-of-a-kind outdoor spaces.

Choose from a vast array of styles - everything from pavers cast from actual cobblestones found in historic European village streets, to the sleek modern lines and random color dispersion of granite-like slabs.

We have the best selection to express any style - it's why Unilock is the preferred choice for design professionals and homeowners alike.





## UNILOCK OFFERS YOU

- | A designer-inspired color palette
- | Sleek, contemporary styles with clean lines
- | Vintage stone and weathered brick textures
- | A vast array of shapes, sizes and laying patterns
- | Some of the largest format sizes available on the market today
- | Compatible borders, insets and accents
- | Matching products for walls, steps, seating and pillars





# THE FRONT OF **YOUR HOME**

## ADDING CURB APPEAL

**It's no secret.** Realtors will tell you that homes with great entrances sell faster and for more money. Consider making simple yet unique changes to your design by incorporating a border, planters, seat walls and pillars.

## COMPLEMENT YOUR HOME

**When choosing textures and colors, think of your home's exterior as your stage.** Consider replicating, augmenting and complementing certain features of your existing architecture. Our life-size Uvision™ color swatches can help you decide which products best suit the current style of your home. Order your swatches online at [Unilock.com](https://unilock.com).

## ELEMENTS OF DESIGN

**Scale. Proportion. Function.** These are the elements of a great front entrance design. Remember, a front walkway should never be less than 4 feet in width at any point. The walkway should extend the full length of the driveway, to allow easy access from a parked car.

## MAKE IT USER-FRIENDLY

**Safety and practicality are also very important.**

Consider adding lighting to your design with elements such as pillars with light fixtures, under-mounted step lighting or landscape lights. Lighting adds both class and functionality.





## PAVING STONE DRIVEWAYS

### THE RIGHT PRODUCT WILL LAST AND LAST

Driveways are subject to a lot of use and abuse by vehicles, people, equipment and chemicals such as de-icing salt. You need a product that is up to the job. Unilock products outperform other paving surfaces such as asphalt, poured concrete and stamped concrete. In addition, Unilock has pavers that repel dirt, oil and even chewing gum!

### COMPLEMENT THE DESIGN OF YOUR HOME

A Unilock® driveway enhances the curb appeal of your home and reflects pride of ownership. When choosing colors and textures, try to replicate, augment or complement the architectural features of your home. The size of a driveway is typically dependent on the width of your garage and curb cut-out at the street. A graceful flair at the street edge will allow cars to enter and exit with ease.

### PERMEABLE: THE ENVIRONMENTAL CHOICE

Looking for an ecological solution that diverts water back into the ground? Interested in a rainwater harvesting system? Or is a large portion of your lot subject to periodic flooding? Then a permeable paving solution is for you. Unilock offers many permeable pavers with EnduraColor™ and EnduraColor™ Plus finishes, so you don't have to compromise style. (Specialized base preparation and installation techniques are required.)

### BORDERS AND ACCENTS

A narrow border can give a small driveway a finishing touch while wide borders and banding can help a large driveway feel less overwhelming. All EnduraColor™ Plus pavers are ideal for creating accents or borders.





# POOL DECKS

## DESIGN CONSIDERATIONS

**A well planned pool deck can make all the difference.** If you have the opportunity, carefully plan your design before the pool is installed. For basic pool access, a 4-foot perimeter is sufficient. However, if you intend to use the pool deck as a patio for entertaining or sunbathing, consider a larger size to accommodate the amount of furniture you will need.

Consider elevation to plan steps, multilevel areas and retaining walls. Drainage should always be away from the pool and your home. In areas where it's difficult to grade the pool decking, we recommend that you install drains that will transport excess rainwater to an appropriate location.

## LIGHTING AND WATER FEATURES

**Lighting is a great way to highlight paver textures and provide additional safety.**

Take your designs to the next level with unique water features that add visual drama and audible benefits; there's nothing more relaxing than the sound of a gentle waterfall.

## SELECTING THE PERFECT PRODUCT

**Pool pavers should provide a non-slip surface and be light in color so the surface remains cool enough to walk on.**

Inset borders can be used to define the pool edge and to complement the colors of your home.

Pool coping is the edge closest to the water. Although almost any Unilock® paver can be used as a coping, there are some which are more suitable than others. Brussels Fullnose™ and Ledgestone™ are great choices because they don't have abrasive edges. Consider a contrasting color for your coping to help define the pool edge.





## OUTDOOR LIVING

### DESIGN WITH YOUR LIFESTYLE IN MIND

**As you begin your project design, think about how you want to use the space.** Do you love to entertain large gatherings of friends or just an intimate few? Is outdoor cooking your passion? Are you looking for a quiet oasis to read in? Or do you just want to gaze at your garden? Does the perfect evening include watching the flames in a fireplace or fire pit? Perhaps you'd prefer to watch the game on an outdoor TV. Make a list of all your "must-haves".

### CREATE 'OUTDOOR' ROOMS

**Cooking, dining, entertaining and relaxing; each requires a distinct space.** You can define these spaces by changing the elevation with 1 or 2 steps, using complementary pavers for each area or by using banding to break up the areas. Seat walls are another excellent way to create this separation. They also provide added seating for large get-togethers and eliminate the need for extra furniture.

### ENHANCE THE HORIZONTAL SURFACE

**Add drama and interest to the floors of your outdoor rooms with patterns that create the look of an 'area rug' under furniture groupings.** Borders and inset lighting can also help to visually delineate steps. In cooking areas, or if you have children that are messy eaters, Umbriano® or Belpasso® are excellent choices. These products feature EasyClean™, an integral surface protection that prevents stains and makes clean up easy.

### DRAMATIZE THE VERTICAL DIMENSION

**By creating vertical dimensions in your design, you can truly transform a patio into an outdoor living area.** Grill islands, fireplaces, water features, seat walls, planters and pillars add excitement and style to an outdoor room. Repeating accents from the horizontal surfaces in the vertical surface creates a harmonious and unified design.





# DESIGN IDEAS

This Design Ideas section contains a few of the infinite number of projects possible using Unilock® products. Use these photos to inspire ideas for your own project design or browse our online project gallery at [Unilock.com](https://www.unilock.com) for hundreds more.





**TOP**

**Pavers** Umbriano® (Winter Marvel) with Copthorne® (3 Color Blend) accent

**BOTTOM**

Umbriano (Winter Marvel) with Umbriano (Midnight Sky) accent

**OPPOSITE**

Belpasso® (Nuvola)









#### TOP

**Pavers** Umbriano® (Summer Wheat) with Belpasso® (Castano) accent  
**Walls** Rivercrest® Wall (Buff/Coastal Slate) with Belpasso (Castano) accent  
**Steps and Coping** Rivercrest (Buff)

#### BOTTOM

**Pavers** Rivenstone™ (Canyon) with Series 3000® (Onyx Black) accents  
**Walls** Rivercrest® Wall (Buff) with Brussels Dimensional Stone® (Coffee Creek) accents and Ledgestone™ (Buff) coping

#### OPPOSITE

Courtstone® (Basalt, Belgian Blue and Dawn Mist) with Copthorne (Burgundy Red) accent









#### TOP

**Pavers** Umbriano® (Summer Wheat) with Il Campo® (Oakwood) accent

**Walls** Estate Wall® (Sandstone) with LedgeStone™ (Buff) coping

**Fireplace** Barcelona Fireplace with Richcliff® accent

#### BOTTOM

**Pavers** Brussels Block® (Sandstone)

**Walls and Pillars**

Brussels Dimensional Stone® (Sandstone) with Copthorne® (Burgundy Red) and Brussels Fullnose™ (Sandstone) coping

#### OPPOSITE

Umbriano (Summer Wheat)







**TOP**  
 Brussels Block® (Sierra) with  
 Copthorne® (3 Color Blend)  
 inset and circle accent

**BOTTOM**  
 Avante Ashlar™ (Almond  
 Grove) with Series 3000®  
 (Onyx Black) and Brussels  
 Block (Limestone) accents

**OPPOSITE**  
**Pavers** Umbriano® (Summer  
 Wheat) with Belpasso®  
 (Castano) accent  
**Grill Island** Brussels  
 Dimensional Stone®  
 (Sandstone)















#### TOP

**Pavers** Beacon Hill Flagstone™ (Sycamore) with Copthorne® (3 Color Blend) accent

#### **Walls and Pillars**

Brussels Dimensional Stone® (Sierra) with LedgeStone™ (Grey) coping

#### BOTTOM

Umbriano® (Summer Wheat)

#### OPPOSITE

**Pavers** Richcliff® (Dawn Mist/Pebble Taupe) with Courtstone® (Basalt) accent

**Walls and Pillars** Brussels Dimensional Stone® (Sierra) with Brussels Fullnose™ (Sierra) steps





#### TOP

**Pavers** Richcliff®  
(Dawn Mist/Pebble  
Taupe) with Courtstone®  
(Basalt) accent  
**Walls** Rivercrest® Wall  
(Coastal Slate) with  
Ledgestone™ (Buff) coping

#### BOTTOM

**Pavers** Umbriano® (Summer  
Wheat) with Belpasso®  
(Castano) accents  
**Wall** Estate Wall®  
(Sandstone) with Ledgestone  
(Buff) coping

#### OPPOSITE

Courtstone (Basalt)  
with Courtstone  
(Pebble Taupe) accent















**TOP**

Yorkstone™ (Honey Gold)

**Seat Wall and Firepit**

Estate Wall® (Sandstone) with  
Cophthorne® (3 Color Blend)  
accent and LedgeStone™  
(Buff) coping

**BOTTOM**

Richcliff® (Dawn Mist)

**Steps and Wall**

Rivercrest®  
Wall (Coastal Slate) with  
LedgeStone™ (Buff) coping

**OPPOSITE**

Richcliff (Dawn Mist) with  
Courtstone (Basalt) accent  
**Grill Island** Rivercrest Wall  
(Coastal Slate)





#### TOP

**Pavers** Umbriano® (Midnight Sky) with Brussels Block® (Limestone) and Series 3000® (Onyx Black) accents

**Walls** Brussels Dimensional Stone® (Sandstone) with Series 3000 (Onyx Black)

#### BOTTOM

Richcliff® (Pebble Taupe/ Dawn Mist) with Courtstone® (Basalt) accent

#### Steps and coping

Ledgestone™ (Buff)

#### OPPOSITE

**Pavers** Richcliff (Dawn Mist) with Brussels Block (Sandstone) accent

**Walls and Steps** Estate Wall® (Sierra) with Brussels Fullnose™ (Sierra) coping

**Fireplace** Custom Fireplace with Richcliff accent















**Pavers** Umbriano® (Summer Wheat) with Belpasso® (Castano) accent and Ledgestone™ (Buff) coping  
**Walls** Rivercrest® Wall (Buff/Coastal Slate) with Ledgestone (Buff) coping





**TOP**  
Belpasso® (Castano) with  
Umbriano® (Autumn Sunset)  
and Unigranite® accents

**BOTTOM**  
Brussels Block®  
(Sandstone) with Courtstone®  
(Basalt) accent

**OPPOSITE**  
Cophthorne® (3 Color Blend)











**TOP**  
 Courtstone® (Basalt/Belgian Blue) with Copthorne® (3 Color Blend) accent

**BOTTOM**  
**Pavers** Town Hall™ (3 Color Blend)  
**Walls and Steps** Brussels Dimensional Stone® (Sierra) with Copthorne accent

**OPPOSITE**  
**Pavers** Richcliff® (Pebble Taupe/Dawn Mist) with Copthorne (3 Color Blend) accents  
**Walls and Steps** Olde Quarry® (River) with Copthorne (3 Color Blend) accents and Ledgestone™ (Buff) coping











#### TOP

**Pavers** Brussels Block® (Sandstone) with Copthorne® (3 Color Blend) and Il Campo® (Heritage Brown) accents

#### **Walls and Pillars**

Brussels Dimensional Stone® (Sandstone) with Copthorne accent and Brussels Fullnose™ (Sierra) coping

#### BOTTOM

**Pavers** Copthorne (3 Color Blend) with Brussels Block (Sandstone) accent

**Pillars** Brussels Dimensional Stone (Sierra)

**Steps** Brussels Fullnose™ (Sandstone)

#### OPPOSITE

**Pavers** Copthorne (3 Color Blend) with Brussels Block (Sandstone) accent

**Walls** Rivercrest® Wall (Buff/Coastal Slate)

**Steps** Rivercrest Wall with (Buff/Coastal Slate) coping















#### TOP

**Pavers** Umbriano® (Autumn Sunset) with Umbriano star (Midnight Sky and Winter Marvel) and Copthorne® (Burgundy Red) accents

#### BOTTOM

Copthorne (3 Color Blend) with Richcliff® (Pebble Taupe/ Dawn Mist) accent

**Walls** Olde Quarry® (River) with Ledgestone™ (Buff) coping

#### OPPOSITE

**Pavers** Town Hall™ (3 Color Blend) with Brussels Block® (Sandstone) accents

**Pillars and Grill Island** Brussels Dimensional Stone® (Sierra)





#### TOP

**Pavers** Brussels Block® (Sandstone) with Il Campo® (Heritage Brown) and Copthorne® (Burgundy Red) accents

#### Island and Grill Island

Brussels Dimensional Stone® (Sandstone) with Copthorne (Burgundy Red) accent

#### BOTTOM

**Pavers** Thornbury™ (Bavarian Blend)

#### Walls, Steps and Pillars

Brussels Dimensional Stone® (Sandstone) with Series 3000® (Onyx Black) accent and Ledgestone™ (Buff) coping

#### OPPOSITE

Umbriano® (Summer Wheat) with Belpasso® (Castano) accent and Ledgestone (Buff) coping















**TOP**  
Umbriano® (Winter Marvel)

**BOTTOM**  
Umbriano (Winter Marvel)  
with Umbriano (Midnight  
Sky) accent

**OPPOSITE**  
Umbriano (Summer Wheat)









**TOP**

**Pavers** Yorkstone™  
(Iron River)

**Steps** Rivercrest® Wall (Buff)  
with LedgeStone™ Fullnose  
(Buff) coping

**BOTTOM**

Il Campo® (Heritage Brown)

**OPPOSITE**

Richcliff® (Pebble Taupe/  
Dawn Mist) with Copthorne®  
(3 Color Blend) accent






# FINISHING TOUCHES

See how you can transform your outdoor project into a work of art with some of the latest trends when it comes to borders, paver rugs, colored joint sands and wall accents.


Designing your outdoor space with Unilock Elements will not only create a cozy outdoor room, but it will change how you entertain, relax with friends and where your family spends most of its time!








Richcliff® (Dawn Mist) with  
Copthorne® (3 Color Blend) accent



Umbriano® (Summer Wheat) with  
Belpasso® (Castano) accent



Umbriano® (Winter Marvel) with  
Belpasso® (Nuvola) accent



Brussels Block® (Sierra) with  
Series 3000® (Onyx Black) accent



Avante Ashlar™ (Shadow Creek)  
with Copthorne® (3 Color Blend) and  
Umbriano® (Summer Wheat) accents



Belpasso® (Castano) with Umbriano®  
(Summer Wheat) accent



Copthorne® (3 color blend) with  
Brussels Block® (Sandstone) accent



Thornbury™ (Bavarian Blend) with  
Courtstone® (Basalt) and Brussels  
Block® (Sandstone) accents



Estate Wall® (Sierra) with  
Series 3000® (Onyx Black) accent



Brussels Dimensional Stone® (Sierra)  
with Copthorne® (3 Color Blend) accent



Estate Wall (Sierra) with  
Il Campo® (Heritage Brown) accent



Brussels Dimensional Stone (Limestone)  
with Unigranite® (Dark Charcoal) accent

## PAVER AND WALL ACCENTS

Much like you would design a tile project inside your home, start by selecting a main paver and then consider complementing it with one or two accents. Beyond color combinations, we recommend experimenting with various border widths. For a completely harmonious design, plan your walls, pillars and grill islands to complement your paver selection. Incorporating the same color banding in the wall as used in the paver surface will bring the entire project design together.

Visit [Unilock.com](http://Unilock.com) for additional border and accent ideas.



# UNILOCK® ELEMENTS



## ACCENT OPTIONS



Copthorne®



Courtstone®



Richcliff®



Umbriano®

## CREATION BEGINS WITH THE ELEMENTS

Unilock outdoor living elements are beautifully crafted vertical features, that come pre-built from the factory or can easily be built by a skilled contractor in your backyard.

## CUSTOM SOLUTIONS

Custom designed solutions allow you to embellish with pavers, making it easy match your patio borders and banding for that cohesive look and feel.

## FEATURES:

- | Installs in less time
- | Built to exacting standards
- | Coordinates beautifully with new or existing Unilock® paving stones
- | Built with UL-approved fireboxes and grills (gas units available)

Create custom fireplaces, grill islands, brick ovens, bars, water features, fire pits, fire tables, pillars and more...







GREY SAND



BLACK SAND



TAN SAND

# JOINT STABILIZING MATERIALS

Jointing sand is used to fill the space between stones to lock up the pavers and prevent movement. By changing the jointing sand color, you can dramatically change the look and feel of your paver surface. To envision your paver choice with different sand color options, visit [Unilock.com](https://www.unilock.com) and watch how small details like this make a big difference.

## BASIC JOINTING SAND

Ordinary paver jointing sand can be used but performs best when stabilized using a joint stabilizing sealer.

## POLYMERIC SAND

Polymeric sand is a combination of sand and binder specifically formulated for optimum paver lock up. This product is appropriate for most pavers but must be used with care to prevent hazing on finer surfaces. Speak to your contractor to be sure that polymeric sand is appropriate for the pavers you have chosen.

## UNILOCK EASY-PRO™

Unilock Easy-Pro is the ultimate paving stone joint compound. This no-haze, epoxy resin product is puncture resistant, permeable and eco-friendly (made with 60% renewable products). This product is ideal for pavers with wide joints but is not recommended for all applications. Speak to your contractor to be sure that Unilock Easy-Pro is appropriate for the pavers you have chosen.




## PREVENTING WEED GROWTH

Weeds do not come from underneath the pavers. They come from seeds that blow into the joints from adjacent properties and germinate. The best way to prevent weed growth is to ensure that joints remain full of a solid jointing compound.





# VISIT OUR **IDEA** OUTDOOR CENTER



## **SOMETHING** FOR EVERYONE

Visit a local Outdoor Idea Center to see, touch and experience everything Unilock® has to offer. Explore our product installed in life-size settings and get inspired by the many product combinations that can make your project special.

You can pick up full size product samples to take home and our Uvision™ sample swatches too!

- | An expansive display of products in actual settings
- | See samples of all colors and products
- | Knowledgeable staff on hand to help you select the best products for your home



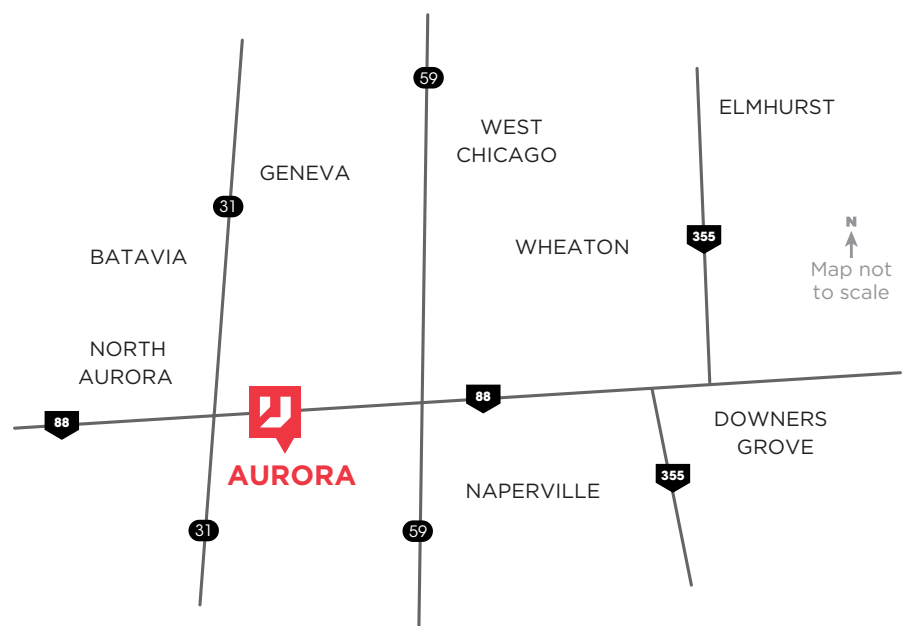




Please feel free to walk around and browse our Outdoor Idea Center at any time. Call ahead for staffed hours. Call **1-800-UNILOCK** or visit **Unilock.com** for more details.

---

301 E. Sullivan Rd.  
Aurora, IL 60505







THE CHOICE OF THE BEST

# CONTRACTORS & CRAFTSMEN

Like a good artist needs the right paint, the best contractors use the Unilock® palette of exclusive colors, textures and styles to showcase their creativity and workmanship. These artisans trust Unilock to continue to provide the tools they need for cutting edge design and installation standards that set them apart.







## CHOOSING A **PROFESSIONAL** CONTRACTOR

### WE RECOMMEND THE USE OF **PROFESSIONAL LANDSCAPE CONTRACTORS** FOR YOUR PROJECT

You're making an important investment in your home. Don't let poor workmanship turn your ideal plan into a disappointment. Proper site preparation with the correct grading, base material and compaction is key to ensuring that your new patio or driveway looks great and stays even and safe for years to come.

The majority of installation costs are typically ground preparation and labor, so opting for a premium quality paver won't significantly increase the overall cost.



■ Product cost

■ Installation and ground preparation

**NEED A CONTRACTOR?** Contact us online or at 1-800-UNILOCK and we would be happy to connect you with a local Unilock® Authorized Contractor.

#### WHAT TO EXPECT:

- | A written quote for your project
- | A detailed drawing and/or computer rendering of your project containing all the features that you requested
- | Approximate start date and a reasonable estimate of the time required to do the job
- | References from homeowners with similar projects
- | A written confirmation of your contract with an installation guarantee clearly stated
- | Proof of liability insurance and workers compensation coverage

**When comparing quotes, make sure that you compare on an apples-to-apples basis and understand service levels; lowest price is typically not the best choice.**





# QUALITY ASSURED

## PRODUCT QUALITY

Unilock® manufacturing teams have an unrelenting commitment to shipping only top quality products.

## UNILOCK PRODUCTS ARE:

- | Tested carefully from raw materials to finished product
- | Tested hourly for product density
- | Designed to meet all dimensional tolerances
- | Inspected by dedicated quality control staff
- | Above industry quality standards (ASTM & CSA)
- | Made with colorfast pigments
- | Durable and slip-resistant
- | Resistant to salt erosion and chlorine
- | Designed to tolerate oil or gas spills

Our world-class production facilities are renowned for their safety and cleanliness and are staffed with the most experienced production people in the industry. Our continual investment in the most technologically advanced equipment ensures we're able to provide the best in product quality, consistency and design.



## TRANSFERABLE LIFETIME GUARANTEE

Unilock provides a Transferable Lifetime Guarantee on the structural integrity of our paving stones, slabs and retaining wall units for residential use. Any materials installed and maintained to our guidelines, and subject to normal wear, that prove defective, will be replaced without cost. Color matching cannot be guaranteed and replacement labor is not included.

*Registration is required, visit [Unilock.com](http://Unilock.com).*

### ENDURING COLOR

Concentrated color and special wear-resistant materials

### UNITED WITH

### STRENGTH

Coarser foundation that gives the stone its strength



## ENDURACOLOR™

EnduraColor products deliver durability through a perfect union: **long-lasting color united with permanent strength.**

The top portion of each stone is engineered with concentrated color and special wear-resistant materials. This is permanently united with the stone's base - a sturdier, coarser foundation designed for remarkable strength.



# ENDURACOLOR™

## PLUS ARCHITECTURAL FINISHES

EnduraColor™ Plus Architectural Finishes promise long-lasting beauty through a proprietary blend of exclusive and superior ingredients.

### WHAT IS THE 'PLUS' IN ENDURACOLOR PLUS?

A complex blend of granite and quartz, some of nature's highest performing minerals, are combined to create ultra-realistic surface textures and unique style options that are exceptionally durable.

### A NEW STANDARD FOR EVERLASTING BEAUTY.

#### ILLUSTRATION OF INCREDIBLE DURABILITY IN EXTREME CIRCUMSTANCES.

##### ENDURACOLOR PLUS TORTURE TEST

BEFORE



AFTER



When immersed in a bath of muriatic acid for 5 minutes, the surface of a standard paver deteriorates while EnduraColor Plus remains as beautiful as ever.

*The above example is Umbriano®.  
See all EnduraColor Plus Torture Tests at [Unilock.com](http://Unilock.com).*

#### LOOK FOR THESE ADDITIONAL TECHNOLOGIES IN ENDURACOLOR PLUS ARCHITECTURAL FINISHES:

##### Reala™ Surface Technology

Ultra-realistic textures cast from natural stone, brick and historic cobblestones.

##### ColorFusion™ Technology

A proprietary technology that disperses color randomly for a natural, granite-like appearance.

##### EasyClean™ Stain Resistance

An integral surface protection that allows for easier cleanup of spills when they happen, and before a stain can develop.

##### TitanTec™ Surface Technology

A proprietary technology that makes the surface virtually impenetrable to dirt, grease and oils.

##### Ultima™ Concrete Technology

For heavy traffic loads, this proprietary manufacturing process creates pavers and walls with up to four times the strength of poured concrete.





# ENDURACOLOR™


**PLUS** ARCHITECTURAL FINISHES

EnduraColor™ Plus Architectural Finishes promise long-lasting beauty through a proprietary blend of exclusive and superior ingredients.

A complex blend of granite and quartz, some of nature's highest performing minerals, are combined with non-fading color pigments that hold fast under UV light and extreme weather conditions. This combination is used to create ultra-realistic surface textures and unique style options that are exceptionally durable.

**A NEW STANDARD FOR EVERLASTING BEAUTY.**






BELPASSO®




SERIES 3000®




RICHCLIFF®



TOWN HALL™



UMBRIANO®



COURTSTONE®



COPTHORNE®



Belpasso outperforms any other paver surface when it comes to surface wear, color retention and its ability to repel even the nastiest staining substances, including strong acids. Belpasso is ideal for walkways, patios or pool decks, and can be used in driveways if the correct sizes and laying patterns are used.

## COLORS\*



CASTANO



NUVOLA



CREMA



In 2011, Belpasso received the "red dot" award for high design quality and innovation.



[www.registration.pd.red-dot.de](http://www.registration.pd.red-dot.de)

## PRODUCT SPECIFICATIONS



**RECTANGLE**  
8" x 16" x 2 3/4"  
(20cm x 40cm x 7cm)



**SQUARE**  
8" x 8" x 2 3/4"  
(20cm x 20cm x 7cm)

## PRODUCT TECHNOLOGY

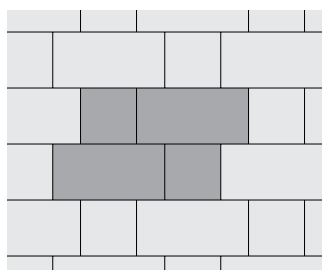
### EasyClean™ Stain Resistance

An integral surface protection that allows for easier cleanup of spills when they happen, and before a stain can develop.

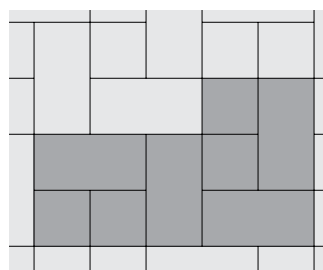
### TitanTec™ Surface Technology

A proprietary technology that makes the surface virtually impenetrable to dirt, grease and oils.

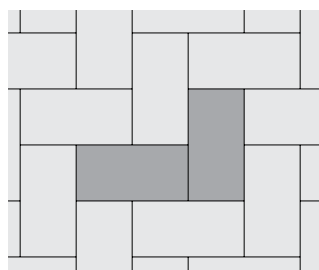
## LAYING PATTERNS



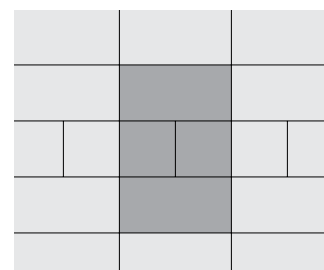
A - 67% Rectangle,  
33% Square



B - 67% Rectangle,  
33% Square



F - 100% Rectangle



G - 67% Rectangle,  
33% Square







Reminiscent of the brick pavers used in old European cities, towns and villages, Copthorne is a virtually indestructible paver that will not split, crack or fade. Crafted using a special forming process, each piece is uniquely altered, yet the dimensions are consistent for easy, efficient installation.

## COLORS\*



BASALT



BURGUNDY RED



BURNT CLAY



OLD OAK



3 COLOR BLEND  
BLENDED ON SITE

## PRODUCT SPECIFICATIONS



STANDARD  
2½" x 7⅞" x 2⅜"  
(6.5cm x 20cm x 6cm)

### PRODUCT TECHNOLOGY

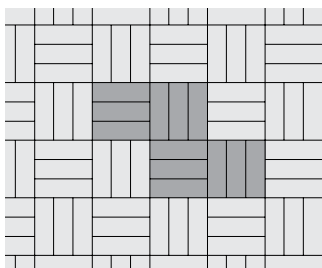
#### Reala™ Surface Technology

Ultra-realistic textures cast from natural stone, brick and historic cobblestones.


#### Ultima™ Concrete Technology

This proprietary manufacturing process creates pavers and walls with up to four times the strength of poured concrete.


## LAYING PATTERNS




A - 100% Standard



B - 100% Standard



C - 100% Standard



D - 100% Standard







The modern, yet elegant, look of Richcliff will add a touch of class to any landscaping project. Its realistic embossed surface texture is cast from hundreds of natural stone surface textures to ensure a random natural appearance and it is up to four times stronger than ordinary poured concrete, making it an ideal choice for any application.

## COLORS\*



DAWN MIST



PEBBLE TAUPE



PEBBLE TAUPE / DAWN MIST  
BLENDED ON SITE

## PRODUCT TECHNOLOGY

### Reala™ Surface Technology

Ultra-realistic textures cast from natural stone, brick and historic cobblestones.

### Ultima™ Concrete Technology

This proprietary manufacturing process creates pavers and walls with up to four times the strength of poured concrete.

## PRODUCT SPECIFICATIONS

### RANDOM BUNDLE



LARGE RECTANGLE  
12" x 9" x 2⅜"  
(30cm x 22.6cm x 6cm)




SQUARE  
9" x 9" x 2⅜"  
(22.6cm x 22.6cm x 6cm)

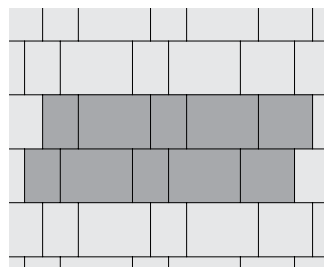


SMALL RECTANGLE  
6" x 9" x 2⅜"  
(15cm x 22.6cm x 6cm)

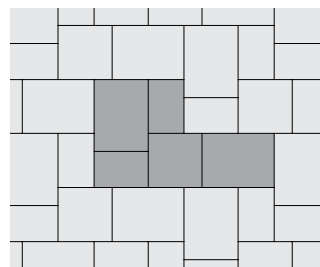
## LAYING PATTERNS



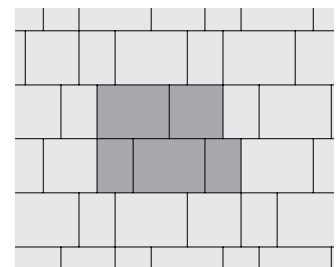
A - 53% 12" x 9", 20% 9" x 9",  
27% 6" x 9"



B - 53% 12" x 9", 20% 9" x 9",  
27% 6" x 9"



C - 53% 12" x 9", 20% 9" x 9",  
27% 6" x 9"



D - 53% 12" x 9", 20% 9" x 9",  
27% 6" x 9"







Bring a sense of old-world Europe to your design with Courtstone. The unsurpassed strength and realistic texture create an everlasting product which is ideal for driveways and accents.

COLORS\*



BASALT



BELGIAN BLUE



BASALT / BELGIAN BLUE  
BLENDED ON SITE



DAWN MIST



PEBBLE TAUPE



DAWN MIST / PEBBLE TAUPE  
BLENDED ON SITE

PRODUCT SPECIFICATIONS

RANDOM BUNDLE



**XL RECTANGLE**  
5 1/8" x 8 3/8" x 2 3/8"  
(13cm x 21.5cm x 6cm)



**LARGE RECTANGLE**  
5 1/8" x 7 1/4" x 2 3/8"  
(13cm x 18.5cm x 6cm)



**RECTANGLE**  
5 1/8" x 6 1/2" x 2 3/8"  
(13cm x 16.5cm x 6cm)




**SMALL RECTANGLE**  
5 1/8" x 5 3/4" x 2 3/8"  
(13cm x 14.5cm x 6cm)



**SQUARE**  
5 1/8" x 5 1/8" x 2 3/8"  
(13cm x 13cm x 6cm)

LAYING PATTERN



Random Mix

PRODUCT TECHNOLOGY

**Reala™ Surface Technology**

Ultra-realistic textures cast from natural stone, brick and historic cobblestones.

**Ultima™ Concrete Technology**

This proprietary manufacturing process creates pavers and walls with up to four times the strength of poured concrete.










With more substantial proportions than Copthorne®, Town Hall is cast from original brick street pavers and offers a distressed, time-worn appearance. New Heritage colors contribute to this aesthetic. As well, with Unilock's ever-increasing focus on permeable pavers, Town Hall has been designed to satisfy both traditional and permeable installation methods.

## COLORS\*



BURGUNDY RED




BURNT CLAY



OLD OAK



3 COLOR BLEND  
BLENDED ON SITE



BASALT



HERITAGE RED



HERITAGE CLAY



HERITAGE 2 COLOR BLEND  
BLENDED ON SITE

## PRODUCT SPECIFICATIONS



STANDARD  
4" x 9¾" x 2¾"  
(10cm x 25cm x 7cm)

### PRODUCT TECHNOLOGY

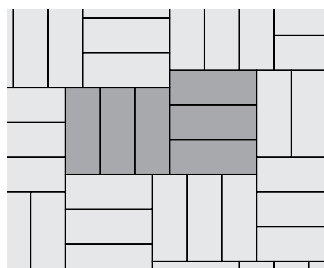
#### Reala™ Surface Technology

Ultra-realistic textures cast from natural stone, brick and historic cobblestones.

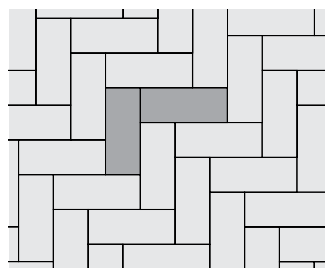
#### Ultima™ Concrete Technology

This proprietary manufacturing process creates pavers and walls with up to four times the strength of poured concrete.


## LAYING PATTERNS



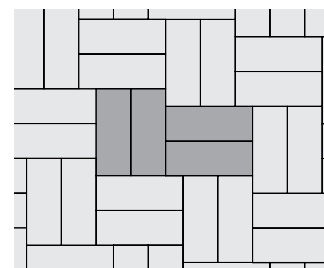
A - 100% Standard



B - 100% Standard



C - 100% Standard



D - 100% Standard








The random dispersion of color and granite particles creates the beauty of Umbriano's unique mottled surface, which resembles the appearance of natural granite. Umbriano's non-slip, stain-resistant surface is an ideal selection for driveways, pool decks, patios, commercial plazas and offices.

## COLORS\*



AUTUMN SUNSET



MIDNIGHT SKY



SUMMER WHEAT



WINTER MARVEL

## PRODUCT SPECIFICATIONS



24" x 24" x 2 3/4"  
(60cm x 60cm x 7cm)\*



12" x 24" x 2 3/4"  
(30cm x 60cm x 7cm)\*



16" x 16" x 2 3/4"  
(40cm x 40cm x 7cm)



8" x 16" x 2 3/4"  
(20cm x 40cm x 7cm)



8" x 8" x 2 3/4"  
(20cm x 20cm x 7cm)

\*Umbriano® 24" pavers are not suitable for vehicular applications.

### PRODUCT TECHNOLOGY

#### EasyClean™ Stain Resistance

An integral surface protection that allows for easier cleanup of spills when they happen, and before a stain can develop.

#### ColorFusion™ Technology

A proprietary technology that disperses color randomly for a natural, granite-like appearance.

Midnight Sky is also available in Artline™ Sizes



See page 72 for more information.







# SERIES 3000®



A sophisticated paver with a high-performance surface made from a combination of granite and quartz aggregates. Series 3000 is perfect for residential or commercial driveways, walkways, patios and more.

## COLORS\*



GOLDEN TAN



MINERAL ICE GREY



MOCHA BROWN



ONYX BLACK

## PRODUCT SPECIFICATIONS



24" x 24" x 2 3/4"  
(60cm x 60cm x 7cm)  
SPECIAL ORDER



24" x 12" x 2 3/4"  
(60cm x 30cm x 7cm)  
SPECIAL ORDER



6" x 6" x 2 3/4"  
(15cm x 15cm x 7cm)



4" x 8" x 2 3/4"  
(10cm x 20cm x 7cm & 8cm)



12" x 12" x 2 3/4"  
(30cm x 30cm x 7cm)  
SPECIAL ORDER



6" x 12" x 2 3/4"  
(15cm x 30cm x 7cm)  
SPECIAL ORDER

Onyx Black is also available in Artline™ Sizes



See page 72 for more information.









# ENDURACOLOR™

Unilock® EnduraColor products deliver durability through a perfect union: long-lasting color united with permanent strength. The top portion of each stone is engineered with concentrated color and special wear-resistant materials. This is permanently united with the stone's base – a sturdier, coarser foundation designed for remarkable strength.


**THE RESULT IS AN EXCEPTIONALLY STRONG STONE  
WITH COLOR THAT ENDURES.**








BEACON HILL FLAGSTONE™



HOLLANDSTONE  
PREMIER™




ARTLINE™




CANTERBURY  
PREMIER™



IL CAMPO®



BRISTOL VALLEY™



THORNBURY™




The long, clean lines of new Artline reflect an emerging trend to minimalist, modern outdoor designs. Look for Artline in exclusive colors and textures that can be used separately or combined together to create graphic interest. Artline is available in two finishes: Artline Smooth and Artline Antiqued. Both finishes offer Easy Clean Stain Resistance™ technology for a refined paver surface that is resistant to stains.


## COLORS® SMOOTH FINISH



BAVARIAN BLEND



STEEL MOUNTAIN



COPPER RIDGE


## COLORS® ANTIQUED FINISH



BAVARIAN BLEND




STEEL MOUNTAIN



COPPER RIDGE

## PRODUCT SPECIFICATIONS

RANDOM BUNDLE				
	6 $\frac{3}{8}$ " x 4 $\frac{7}{8}$ " x 2 $\frac{3}{4}$ " (16.9cm x 12.5cm x 7cm)	10 $\frac{3}{8}$ " x 4 $\frac{7}{8}$ " x 2 $\frac{3}{4}$ " (26.25cm x 12.5cm x 7cm)	13 $\frac{3}{8}$ " x 4 $\frac{7}{8}$ " x 2 $\frac{3}{4}$ " (33.75cm x 12.5cm x 7cm)	17 $\frac{3}{4}$ " x 4 $\frac{7}{8}$ " x 2 $\frac{3}{4}$ " (45cm x 12.5cm x 7cm)
				
	8 $\frac{7}{8}$ " x 7 $\frac{1}{2}$ " x 2 $\frac{3}{4}$ " (22.5cm x 18.75cm x 7cm)	13 $\frac{3}{8}$ " x 7 $\frac{1}{2}$ " x 2 $\frac{3}{4}$ " (33.75cm x 18.75cm x 7cm)	17 $\frac{3}{4}$ " x 7 $\frac{1}{2}$ " x 2 $\frac{3}{4}$ " (45cm x 18.75cm x 7cm)	

### PRODUCT TECHNOLOGY

#### EasyClean™ Stain Resistance

An integral surface protection that allows for easier cleanup of spills when they happen, and before a stain can develop.

To create a one-of-a-kind custom look, Artline is also available in the three finishes below.

## UMBRIANO® FINISH



MIDNIGHT SKY

## SERIES 3000® FINISH



ONYX BLACK

## IL CAMPO® FINISH



BAVARIAN BLEND

**NOTE:** Not all special finishes will include Easy Clean Stain Resistance Technology.







The moderate surface texture of Bristol Valley brings a new, refined elegance to outdoor applications where a more commonplace flagstone slab may have been used in the past. Subtle color blends add to an appearance of natural stone.




Bavarian Blend

## COLORS\*



BAVARIAN BLEND



STEEL MOUNTAIN



COPPER RIDGE

## PRODUCT SPECIFICATIONS

### RANDOM BUNDLE



LARGE RECTANGLE  
21¼" X 14½" X 2⅜"  
(54cm x 36cm x 6cm)



SQUARE  
14½" X 14½" X 2⅜"  
(36cm x 36cm x 6cm)



SMALL RECTANGLE  
7⅞" X 14½" X 2⅜"  
(18cm x 36cm x 6cm)

## PRODUCT TECHNOLOGY

### EasyClean™ Stain Resistance

An integral surface protection that allows for easier cleanup of spills when they happen, and before a stain can develop.



Exclusive to Unilock®, Il Campo features irregular lines brushed across each paver. It's a richly detailed look that's striking and inviting, and gives you the ability to create unique geometric and random patterns.



Heritage Brown

COLORS\*



BAVARIAN BLEND



COFFEE CREEK



HERITAGE BROWN



OAKWOOD

PRODUCT SPECIFICATIONS



24" x 24" x 2 3/4"  
(60cm x 60cm x 7cm)\*  
SPECIAL ORDER



24" x 12" x 2 3/4"  
(60cm x 30cm x 7cm)\*  
SPECIAL ORDER



12" x 12" x 2 3/4"  
(30cm x 30cm x 7cm)



6" x 12" x 2 3/4"  
(15cm x 30cm x 7cm)

RANDOM BUNDLE



6" x 8" x 2 3/4"  
(15cm x 20cm x 7cm)



6" x 6" x 2 3/4"  
(15cm x 15cm x 7cm)




4" x 6" x 2 3/4"  
(10cm x 15cm x 7cm)



4" x 8" x 2 3/4"  
(10cm x 20cm x 7cm)

Bavarian Blend is also available in Artline™ Sizes



See page 72 for more information.

Il Campo 24" pavers are not suitable for vehicular applications.  
Visit [Unilock.com](http://Unilock.com) for laying patterns.



# BEACON HILL FLAGSTONE™

ENDURACOLOR™

Beacon Hill Flagstone has a natural appearance and is ideal for almost any landscape project you can imagine. Its soft blended colors and subtle surface design gives Beacon Hill Flagstone a relaxed historic look and feel.



Bavarian Blend

## COLORS\*



BAVARIAN BLEND



ALPINE GREY



SYCAMORE

## PRODUCT SPECIFICATIONS







Thornbury's modestly textured surface and three compatible sizes allow for a pleasing random look and feel. This product is ideal for driveways, patios, walkways and more.




Sycamore with Brussels Block® (Sandstone) accent; Fire pit, Seat Wall and Pillars - Olde Quarry® (Coffee Creek) with Brussels Fullnose™ and Ledgestone™ coping

## COLORS\*



BAVARIAN BLEND



ALPINE GREY



SYCAMORE

## PRODUCT SPECIFICATIONS

### RANDOM BUNDLE



**LARGE RECTANGLE**  
13¾" x 16½" x 2¾"  
(35cm x 42cm x 7cm)



**MEDIUM RECTANGLE**  
13¾" x 8¼" x 2¾"  
(35cm x 21cm x 7cm)



**SMALL RECTANGLE**  
6⅞" x 8¼" x 2¾"  
(17.3cm x 21cm x 7cm)



An excellent choice for both residential and commercial installations. Its color-fastness comes from a specialized face-mix which is molded into the surface of the stone.




Heritage Brown with Granite accent

COLORS\*



CHARLESTON



GRANITE



HERITAGE BROWN



RIVER



SIERRA



BROWN

PRODUCT SPECIFICATIONS



STANDARD  
4" x 8" x 2 3/8"  
10cm x 20cm x 6cm



# CANTERBURY PREMIER™

ENDURACOLOR™

A smooth face-mix surface resulting in a modern, sophisticated look, making its a great choice for patios and driveways. It can be used in contemporary settings as well as with more traditional architecture.




Autumn Red


## COLORS\*



AUTUMN RED



RIVER



SIERRA

## PRODUCT SPECIFICATIONS



RECTANGLE  
5½" x 8¼" x 2⅜"  
(14cm x 21cm x 6cm)



SQUARE  
5½" x 5½" x 2⅜"  
(14cm x 14cm x 6cm)



# BRUSSELS PREMIER™

ENDURACOLOR™

Brussels Premier™ has all the features and relaxed appearance of our time-tested Brussels Block® with the added strength and durability of Unilock's exclusive EnduraColor™ Technology.



Bavarian Blend

## COLORS\*



ALPINE GREY



BAVARIAN BLEND



SYCAMORE

## PRODUCT SPECIFICATIONS



XL STONE  
8¼" x 13¾" x 2¾"  
(20.8cm x 34.8cm x 7cm)



STANDARD STONE  
6⅞" x 8¼" x 2¾"  
(17.3cm x 20.8cm x 7cm)



HALF STONE  
4⅞" x 6⅞" x 2¾"  
(10.4cm x 17.3cm x 7cm)



# AVANTE ASHLAR™

This unique design incorporates several random shapes into one module, giving you a natural stone appearance that is quick and easy to install.

COLORS\*

ENDURACOLOR™



ALMOND GROVE



OAKWOOD



SHADOW CREEK



## PRODUCT SPECIFICATIONS

Shadow Creek

RANDOM BUNDLE



UNIT A  
11½" x 19" x 2¾"  
(29cm x 48.5cm x 7cm)



UNIT B  
11½" x 19" x 2¾"  
(29cm x 48.5cm x 7cm)



UNIT C  
11½" x 19" x 2¾"  
(29cm x 48.5cm x 7cm)



UNIT D  
11½" x 19" x 2¾"  
(29cm x 48.5cm x 7cm)

# TREVIA™

Trevia was inspired by natural flagstone, but its advantage lies in its strength and consistency, which is unique to Unilock's EnduraColor™ manufacturing technology. With only two unit sizes in the bundle, installation is quick and uncomplicated.

COLORS\*

ENDURACOLOR™



ALMOND GROVE



SHADOW CREEK



## PRODUCT SPECIFICATIONS

Shadow Creek

RANDOM BUNDLE

A-UNITS



A Units measure  
15" x 21½" x 2¾"  
(38 x 54.6 x 7cm)

B-UNITS



B Units measure  
13" x 15¾" x 2¾"  
(33 x 40 x 7cm)

Visit [Unilock.com](http://Unilock.com) for laying patterns.





**STONEMARK™**

Unilock® StoneMark™ products are designed to add classic elegance to any project with all the surface texture and color variation of natural stone, but the durability and precision of a manufactured paver. Unlike natural flagstone textures that can feel coarse and trap dirt, our proprietary manufacturing process produces products that are smooth to the touch.

**STONEMARK. FOR THE RUSTIC ELEGANCE OF  
NATURAL FLAGSTONE.**








RIVENSTONE™



YORKSTONE™



TORINO™



# RIVENSTONE™

Available in two nature inspired shades, Rivenstone combines the durability of concrete with the character and flexibility of natural stone. Its an ideal choice for those looking to add enduring quality and timeless appeal to walkways, courtyards, pool surrounds, terraces and patios.

## COLORS\*



BLUESTONE



CANYON

## PRODUCT TECHNOLOGY

### Reala™ Surface Technology

Ultra-realistic textures cast from natural stone, brick and historic cobblestones.

## PRODUCT SPECIFICATIONS



24" x 24" x 1¾"  
(60cm x 60cm x 4.5cm)



18" x 24" x 1¾"  
(45cm x 60cm x 4.5cm)



18" x 18" x 1¾"  
(45cm x 45cm x 4.5cm)

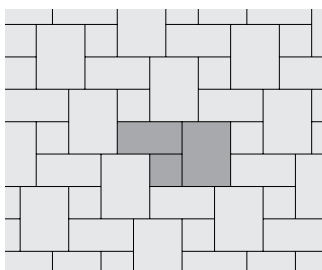


12" x 24" x 1¾"  
(30cm x 60cm x 4.5cm)

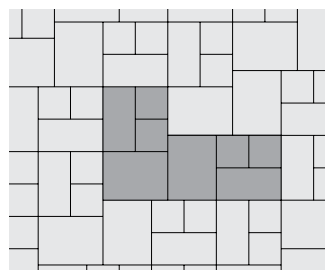


12" x 12" x 1¾"  
(30cm x 30cm x 4.5cm)

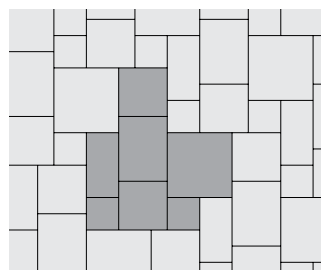
## LAYING PATTERNS



F - 17% 12x12, 33% 12x24,  
50% 18x24



G - 28% 12x12, 28% 12x24,  
44% 18x24



H - 13% 12x12, 13% 12x24,  
29% 18x18, 19% 18x24,  
26% 24x24

Bluestone








# TORINO™

The look and feel of thermal bush-hammered stone, but the durability and the precision of a Unilock® concrete paver, is what sets Torino apart from all other slabs. Torino is ideally suited for walkways, patios and pool decks.



Bluestone with Copthorne® (3 Color Blend) accent and LedgeStone™ (Buff) steps

## COLORS\*



BLUESTONE



SAHARA

## PRODUCT SPECIFICATIONS



24" x 24" x 1 3/4"  
(60cm x 60cm x 4.5cm)



18" x 24" x 1 3/4"  
(45cm x 60cm x 4.5cm)



12" x 24" x 1 3/4"  
(30cm x 60cm x 4.5cm)

### PRODUCT TECHNOLOGY

#### Reala™ Surface Technology

Ultra-realistic textures cast from natural stone, brick and historic cobblestones.



# YORKSTONE™

Yorkstone blends the time-tested charm of natural fossilized sandstone with the durability and consistency of concrete. Earthy color tones result in a product that is rich in both appearance and character.



Iron River

## COLORS\*



HONEY GOLD



IRON RIVER

## PRODUCT SPECIFICATIONS



24" x 24" x 1 $\frac{3}{4}$ "  
(60cm x 60cm x 4.5cm)



18" x 24" x 1 $\frac{3}{4}$ "  
(45cm x 60cm x 4.5cm)



12" x 24" x 1 $\frac{3}{4}$ "  
(30cm x 60cm x 4.5cm)

### PRODUCT TECHNOLOGY

#### Reala™ Surface Technology

Ultra-realistic textures cast from natural stone, brick and historic cobblestones.





# CLASSIC

Unilock® Classic pavers are tried and true shapes and designs, some of which have been on the market for more than 30 years.

From traditional rectangular shapes, to larger format sizes, and with the relaxed appearance of our tumbled pavers, our Classic paver collection offers many style options to choose from.







BRUSSELS BLOCK®




OLDE GREENWICH  
COBBLE®



STONEHENGE®



ECO-PRIORA™



HOLLANDSTONE™



# BRUSSELS BLOCK<sup>®</sup>

Introduced by Unilock<sup>®</sup>, Brussels Block is the original tumbled paver of North America. Its timeless warmth, relaxed appearance and tumbled finish make it a one-of-a-kind paver that reflects the design cues of quarried stone.



Brussels Block Sandstone with Copthorne<sup>®</sup> (Basalt) accent

## COLORS\*




COFFEE CREEK



LIMESTONE



PRAIRIE



SANDSTONE



SIERRA

## PRODUCT SPECIFICATIONS



**XL STONE**  
8 $\frac{1}{4}$ " x 13 $\frac{3}{4}$ " x 2 $\frac{3}{4}$ "  
(20.8cm x 34.8cm x 7cm)



**STANDARD STONE**  
6 $\frac{7}{8}$ " x 8 $\frac{1}{4}$ " x 2 $\frac{3}{4}$ "  
(17.3cm x 20.8cm x 7cm)



**HALF STONE**  
4 $\frac{1}{8}$ " x 6 $\frac{7}{8}$ " x 2 $\frac{3}{4}$ "  
(10.4cm x 17.3cm x 7cm)



**FULLNOSE**  
6" x 12" x 2 $\frac{3}{4}$ "  
(15cm x 30cm x 7cm)




# STONEHENGE®

Immediately after your Stonehenge patio is installed, it will look like it has been there for years thanks to the beauty of its aged, weathered appearance. Stonehenge features three unit sizes, allowing for a random or fixed pattern.

## COLORS\*



COFFEE CREEK



RIVER



SIERRA



Coffee Creek; Steps - Brussels Dimensional Stone® (Sandstone)

## PRODUCT SPECIFICATIONS



LARGE SQUARE  
12" x 12" x 2 3/4"  
(30cm x 30cm x 7cm)



RECTANGLE  
6" x 12" x 2 3/4"  
(15cm x 30cm x 7cm)



SMALL SQUARE  
6" x 6" x 2 3/4"  
(15cm x 15cm x 7cm)

# OLDE GREENWICH COBBLE®

A flexible paver system boasting rounded corners and subtly indented chamfers.

## COLORS\*



AUTUMN RED



RIVER



SIERRA



Sierra

## PRODUCT SPECIFICATIONS



LARGE RECTANGLE  
7" x 9 1/2" x 2 3/8"  
(18cm x 24cm x 6cm)



MEDIUM RECTANGLE  
4 3/4" x 7" x 2 3/8"  
(12cm x 18cm x 6cm)



SMALL SQUARE  
4 3/4" x 4 3/4" x 2 3/8"  
(12cm x 12cm x 6cm)



SMALL RECTANGLE  
2 3/8" x 4 3/4" x 2 3/8"  
(6cm x 12cm x 6cm)

## SQUARE BUNDLE



# HOLLANDSTONE™

The design flexibility, scope of color, simple rectangle shape and ease of installation contribute to Hollandstone's widespread appeal.

## COLORS\*



AUTUMN RED



CHARCOAL



PRAIRIE



RED



RIVER



RUSTIC RED



SIERRA



River

## PRODUCT SPECIFICATIONS



STANDARD  
4" x 8" x 2<sup>3</sup>/<sub>8</sub>"  
(10cm x 20cm x 6cm)


# CAMELOT™

Measured by elegance and fine craftsmanship, Camelot pavers combine rich and bold earth tones with a textured surface. These pavers can be used alone, or as accents to many other styles and are perfect for heavy traffic areas or wide and expansive courtyards.

## COLORS\*




AUTUMN RED




SIERRA



FIELDSTONE



CHARCOAL



Sierra

## PRODUCT SPECIFICATIONS



RECTANGLE  
10" x 6<sup>1</sup>/<sub>4</sub>" x 3<sup>1</sup>/<sub>8</sub>"  
(24cm x 16cm x 8cm)




SQUARE  
6<sup>5</sup>/<sub>16</sub>" x 6<sup>1</sup>/<sub>4</sub>" x 3<sup>1</sup>/<sub>8</sub>"  
(16cm x 16cm x 8cm)



# ECO-PRIORA™

Eco-Priora features the Il Campo® textured surface with EnduraColor for an attractive look that will last. Its the perfect solution for residential or commercial installation. Designed with special spacer bars and the resulting 7mm gap is filled with a clear, fine stone chip that allows the rapid penetration of rainwater into the sub-base and subsoil.



Left - Heritage Brown (Il Campo® finish); Right - Tumbled Sierra.

## COLORS\* & PRODUCT SPECIFICATIONS

### STANDARD & TUMBLED FINISH



RIVER



SIERRA



SIERRA TUMBLED  
SPECIAL ORDER IN 10" X 10"



LARGE SQUARE  
10" x 10" x 3 1/8"  
(24cm x 24cm x 8cm)



RECTANGLE  
5" x 10" x 3 1/8"  
(12cm x 24cm x 8cm)

### IL CAMPO® FINISH **ENDURACOLOR™**



HERITAGE BROWN



RECTANGLE  
5" x 10" x 3 1/8"  
(12cm x 24cm x 8cm)

Eco-Priora can be manufactured in a variety of custom colors and textures. Minimum quantities may apply. Please contact your Unilock® representative for more details.





# VERTICAL DIMENSIONS

Unilock® wall systems allow you, your landscape designer or your contractor to design and build almost anything imaginable! Beyond steps, pillars, seat walls and grill islands, creative features such as outdoor showers, mailboxes, waterfalls and entrance archways are only the beginning of what can be designed for your outdoor living retreat.

Incorporate Unilock accent pavers to bring added customization and elegance to your vertical features.







LINEO DIMENSIONAL STONE™



RIVERCREST® WALL



OLDE QUARRY®



ESTATE WALL®  
& LEDGESTONE™



BRUSSELS DIMENSIONAL STONE®



PISA2®




# LEDGESTONE™ STEPS & COPING

Ledgestone coping and pillar cap is Unilock's universal coping system that is turning heads with its remarkably natural yet refined appearance. Featuring pitched edges and three color options to work with, Ledgestone™ can be used to cap almost any Unilock® landscape wall.

## COLORS\*



BUFF



BLUE



GREY

### PRODUCT TECHNOLOGY

#### Reala™ Surface Technology

Ultra-realistic textures cast from natural stone, brick and historic cobblestones.

## PRODUCT SPECIFICATIONS



COPING UNIT  
12" x 24" x 3"  
(30.5cm x 61cm x 7.5cm)



PILLAR CAP  
24" x 24" x 4"  
(61cm x 61cm x 10cm)



FULLNOSE UNIT  
12" x 24" x 1¾"  
(30.5cm x 61cm x 4.5cm)



CLOSED END UNIT  
12" x 24" x 3"  
(30.5cm x 61cm x 7.5cm)



36" LEDGESTONE STEP  
36" x 18" x 6"  
(91.4cm x 45.7cm x 15.2cm)  
AVAILABLE IN  
BUFF AND GREY ONLY





48" LEDGESTONE STEP  
48" x 24" x 6"  
(122cm x 61cm x 15.2cm)  
AVAILABLE IN  
BUFF AND GREY ONLY



72" LEDGESTONE STEP  
72" x 24" x 6"  
(183cm x 61cm x 15.2cm)  
AVAILABLE IN BUFF AND  
GREY ONLY.





**TOP LEFT**  
Legestone™ (grey) steps

**TOP RIGHT**  
Brussels Block® with Il Campo® accents and Legestone™ (Buff) fullnose

**BOTTOM**  
Richcliff® and Copthorne® pavers with Legestone™ (Buff) coping



# RIVERCREST® WALL

Stacked flagstone has been used for centuries for small garden walls and pillars. With the award winning Rivercrest Wall, you get the character and flexibility of natural stone combined with the durability and affordability of concrete.

## COLORS\*



BUFF



COASTAL SLATE



In 2013, Rivercrest Wall received the "red dot" award for high design quality and innovation.

red dot

[www.registration.pd.red-dot.de](http://www.registration.pd.red-dot.de)

## PRODUCT TECHNOLOGY

### Reala™ Surface Technology

Ultra-realistic textures cast from natural stone, brick and historic cobblestones.

## PRODUCT SPECIFICATIONS

### RANDOM




STANDARD UNIT 1  
8" x 9-10" x 2¼"  
(20cm x 23-25cm x 6cm)

STANDARD UNIT 2  
12" x 9-10" x 2¼"  
(31cm x 23-25cm x 6cm)

STANDARD UNIT 3  
12" x 9-10" x 2¼"  
(31cm x 23-25cm x 6cm)

STANDARD UNIT 4  
17" x 9-10" x 2¼"  
(42.5cm x 23-25cm x 6cm)

### JUMPER BUNDLE NEW FOR 2015



JUMPER UNIT 1  
8" x 9-10" x 4½"  
(20cm x 23-25cm x 11.4cm)

JUMPER UNIT 2  
12" x 9-10" x 4½"  
(31cm x 23-25cm x 11.4cm)

JUMPER UNIT 3  
12" x 9-10" x 4½"  
(31cm x 23-25cm x 11.4cm)

JUMPER UNIT 4  
17" x 9-10" x 4½"  
(42.5cm x 23-25cm x 11.4cm)

### CORNER BUNDLE



LONG CORNER UNIT  
12" x 9-10" x 2¼"  
(31cm x 23-25cm x 6cm)

SHORT CORNER UNIT  
10" x 9-10" x 2¼"  
(25cm x 23-25cm x 6cm)

LONG COPING  
22" x 11" x 2¼"  
(56cm x 28cm x 6cm)

JUMPER CORNER UNIT  
12" x 9-10" x 4½"  
(31cm x 23-25cm x 11.4cm)

### PILLAR UNIT NEW FOR 2015



20" x 20" x 4½"  
(50cm x 50cm x 11.4cm)



Pillar System

**NOTE:** Accent jumper and Pillar Unit are available in Grey and Buff only.





**TOP LEFT**

Coastal Slate with  
Ledgestone™ (Buff) coping  
and Rivenstone™ pavers

**TOP RIGHT**

Coastal Slate with Ledgestone  
(Buff) coping and Avante  
Ashlar™ pavers

**BOTTOM**


Buff with Belpasso® (Castano)  
accent and Ledgestone  
(Buff) coping



# OLDE QUARRY®

Whether your plans call for constructing a curved wall, seat wall, planters, steps, edging or even an outdoor kitchen, the look will be commanding and impressive with the antiqued finish of Olde Quarry. The flexibility of Olde Quarry makes it one of the most significant landscape design products available today. Available in a variety of colors, it can be matched to almost any paver project.

## COLORS\*



COFFEE CREEK



PRAIRIE



RIVER



SANDSTONE



SIERRA

We recommend Unilock's LedgeStone™ coping and pillar caps (page 96) to complement this great wall system.



## PRODUCT SPECIFICATIONS



STANDARD/CORNER  
4½" x 9" x 12"  
(11.5cm x 23cm x 30cm)



15" UNIT  
15" x 4½" x 9"  
(38cm x 11.5cm x 23cm)



12" UNIT  
12" x 4½" x 9"  
(30.5cm x 11.5cm x 23cm)



9" UNIT  
9" x 4½" x 9"  
(23cm x 11.5cm x 23cm)



COPING  
12" x 3" x 9"  
(30.5cm x 7.5cm x 23cm)





#### TOP LEFT

**Walls and Firepit** Sierra with Copthorne® (Burgundy Red) accent and LedgeStone™ (Buff) coping

**Pavers** Rivenstone™ with Copthorne® accent

#### TOP RIGHT

**Grill Island** Sandstone with Series 3000® (Onyx Black) accent

**Pavers** Yorkstone™ with Courtstone® accent

#### BOTTOM

**Seat Walls and Pillars**

Sierra with Copthorne accent and LedgeStone (Buff) coping

**Firepit** Sierra

**Pavers** Rivenstone™ and Brussels Block® with Copthorne accent



# ESTATE WALL<sup>®</sup>

The unique antique-textured finish of Estate Wall creates the appearance of aged, natural rock. Create virtually any outdoor grill island, fireplace, seat wall, planter, step or pillar design with multiple sizes.

## COLORS\*



COFFEE CREEK



PRAIRIE



RIVER



SANDSTONE



SIERRA



FIELDSTONE

We recommend Unilock's LedgeStone™ coping and pillar caps (page 96) to complement this great wall system.



## PRODUCT SPECIFICATIONS

### 6" RANDOM BUNDLE



6" LARGE UNIT  
15" (12½") x 6" x 9"  
(38cm {32cm} x 15cm x 23cm)



6" MEDIUM UNIT  
12½" (10") x 6" x 9"  
(32cm {25cm} x 15cm x 23cm)



6" SMALL UNIT  
10" (7½") x 6" x 9"  
(25cm {19cm} x 15cm x 23cm)



6" CORNER  
12½" x 6" x 9"  
(32cm x 15cm x 23cm)

### 3" RANDOM BUNDLE



3" LARGE UNIT  
15" (12½") x 3" x 9"  
(38cm {32cm} x 7.5cm x 23cm)



3" MEDIUM UNIT  
12½" (10") x 3" x 9"  
(32cm {25cm} x 7.5cm x 23cm)



3" SMALL UNIT  
10" (7½") x 3" x 9"  
(25 cm {19cm} x 7.5cm x 23cm)



COPING  
12½" (9½") x 3" x 12"  
(32cm {24cm} x 7.5cm x 30cm)





**TOP LEFT**  
Coffee Creek

**TOP RIGHT**  
River

**BOTTOM**  
Sandstone with Series 3000®  
(Onyx Black) accent and  
Ledgestone™ (Buff) coping



# BRUSSELS DIMENSIONAL STONE®

With its antique weathered appearance, Brussels Dimensional Stone mirrors the appearance of weathered natural stone. The beauty of Brussels Dimensional Stone, is its incredible flexibility to construct planter walls, steps, pillars, outdoor kitchens and many other landscape features.



Sierra



Sandstone

## COLORS\*



COFFEE CREEK



LIMESTONE



PRAIRIE



SANDSTONE



SIERRA

## PRODUCT SPECIFICATIONS



STANDARD  
4" x 8" x 12"  
(10cm x 20cm x 30cm)



NEW FOR 2014  
SMALL TAPERED UNIT  
9" x 4" x 8"  
(22.9cm x 10cm x 20cm)

Small tapered unit only available in  
Coffee Creek, Sierra and Sandstone.




# LINEO DIMENSIONAL STONE™ COMING SOON

Contemporary and sleek lines define Lineo Dimensional Stone with a linear multi-length plank look. Ideal for garden walls, pillars and other outdoor vertical elements, Lineo Dimensional Stone offers up modern design and exceptional flexibility.



Granite with LedgeStone™ (Grey) coping

## COLORS\*



GRANITE



SIERRA

## PRODUCT SPECIFICATIONS





# PISA2®

The built-in setback design of Pisa2 automatically forms the correct slope, ensuring a highly stable retaining wall. Utilizing the product's tapered components, you can form curved walls and steps.



Nevada

## COLORS\*



NEVADA



SIERRA

## PRODUCT SPECIFICATIONS



**TAPERED**  
8" x 6" x 12"  
(20cm x 15cm x 30cm)



**CORNER**  
12" x 6" x 8"  
(30cm x 15cm x 20cm)



**12" COPING**  
12" x 3" x 12"  
(30cm x 7.5cm x 30cm)



# CRETA™ WALL

Creta retaining wall system offers a decorative, durable solution to your retaining wall needs. Creta is an antiqued concrete retaining wall manufactured in three different sizes that create the appearance of a natural stone wall. Creta is split faced and tumbled on both sides allowing the construction of strong, versatile, and beautiful freestanding walls.



## COLORS\*

Fieldstone



LAKESHORE



FIELDSTONE



TIMBER

## PRODUCT SPECIFICATIONS

### STRAIGHT PACKAGE



**LARGE STRAIGHT**  
16.5" x 9" x 5"  
(42cm x 23cm x 13cm)



**MEDIUM STRAIGHT**  
13.5" x 9" x 5"  
(34cm x 23cm x 13cm)



**SMALL STRAIGHT**  
9" x 9" x 5"  
(23cm x 23cm x 13cm)

### RADIUS PACKAGE



**LARGE RADIUS**  
16.5" x 9" x 5"  
(42cm x 23cm x 13cm)



**MEDIUM RADIUS**  
13.5" x 9" x 5"  
(34cm x 23cm x 13cm)



**SMALL RADIUS**  
9" x 9" x 5"  
(23cm x 23cm x 13cm)

### CAP PACKAGE



**LARGE CAP**  
16.5" x 12" x 3"  
(42cm x 30.5cm x 8cm)



**MEDIUM CAP**  
13.5" x 12" x 3"  
(34cm x 30.5cm x 8cm)



**SMALL CAP**  
9" x 12" x 3"  
(23cm x 30.5cm x 8cm)



**CORNER**  
14.5" x 9" x 5"  
(37cm x 23cm x 13cm)



**NATURAL LIMESTONE CAP**  
28" x 28" x 3"  
(71cm x 71cm x 7.6cm)



# INDEX

Artline™.....	72	Il Campo®.....	75
Avante Ashlar™.....	81	Joint Stabilizing Materials.....	47
Beacon Hill Flagstone™.....	76	Ledgestone™ Steps & Coping.....	96
Belpasso®.....	56	Lineo Dimensional Stone™.....	105
Bristol Valley™.....	74	Olde Greenwich Cobble.....	91
Brussels Block®.....	90	Olde Quarry®.....	100
Brussels Dimensional Stone®.....	104	Outdoor Idea Center.....	48
Brussels Premier™.....	80	Pisa2®.....	106
Camelot™.....	92	Quality Assured.....	52
Canterbury Premier™.....	79	Richcliff®.....	60
Choosing a Professional Contractor.....	51	Rivercrest® Wall.....	98
Classic.....	88	Rivenstone™.....	84
Copthorne®.....	58	Series 3000®.....	68
Courtstone®.....	62	Stonehenge®.....	91
Creta Wall™.....	107	StoneMark™.....	82
Design Considerations.....	8	Thornbury™.....	77
Eco-Priora™.....	93	Torino™.....	86
EnduraColor™.....	70	Town Hall™.....	64
EnduraColor™ Plus.....	54	Trevia™.....	81
Estate Wall®.....	102	Umbriano®.....	66
Finishing Touches.....	44	Unilock Elements.....	46
Hollandstone™.....	92	Vertical Dimensions.....	94
Holland Premier™.....	78	Yorkstone™.....	87

This symbol indicates that the Unilock® product you are looking at facilitates the flow of water from the surface into the joints and into the ground below.



Unilock Ltd. and Hengestone Holdings, Inc. is the owner or authorized user of all trademarks used in this publication unless otherwise specified.

Umbriano® is a trademark of Metten Stein + Design GmbH & Co KG used under license by Unilock®.

Measurements throughout this portfolio are nominal.

Not all products shown are available at all Unilock® locations. Log on to [Unilock.com](http://Unilock.com) for availability.

\*Colors shown in this catalog should be used only as a guide. Colors should always be chosen from actual samples.

Contact your local Unilock® representative for color availability in your area.

©2015 Hengestone Holdings, Inc.





Air Canada Center, Toronto, Ontario.



Trump International Hotel & Tower Toronto, Toronto, Ontario.



University of Michigan, Helipad, Ann Arbor, Michigan.

# THE CHOICE OF DESIGN PROFESSIONALS

The same high quality Unilock products chosen for your home are the same products trusted by architects, landscape architects and engineers to create world class commercial spaces that are uniquely inspired and built to withstand the toughest rigors of a commercial environment.

**UNILOCK**  
DESIGNED TO CONNECT.





UNILOCK.COM | 1-800-UNILOCK

BOSTON  
(508) 278-4536

OHIO  
(330) 927-4000

NEW YORK  
(845) 278-6700

BUFFALO  
(716) 822-6074

MICHIGAN  
(248) 437-7037

ONTARIO  
(416) 646-9000

CHICAGO  
(630) 892-9191

MILWAUKEE  
(262) 742-3890

*The Brickyard, Inc*  
*3352 S. Clement Avenue*  
*Milwaukee, WI 53207*  
*414.481.9600*

***www.thebrickyardwi.com***